

## FDR

# Reception for half ton bins

---



FDR 1-5






FDR 5-15

---

**To accommodate half ton bins**

**And deliver the fruit at a constant capacity**

---

-  **Efficient**
  - Feeding by the rear without stopping
  - Designed to integrate an automatic line
  - Manual or mechanical harvest
-  **Simple**
  - Adjustable capacity
  - Low maintenance
-  **User-Friendly**
  - 100% stainless steel
  - Built in washing device